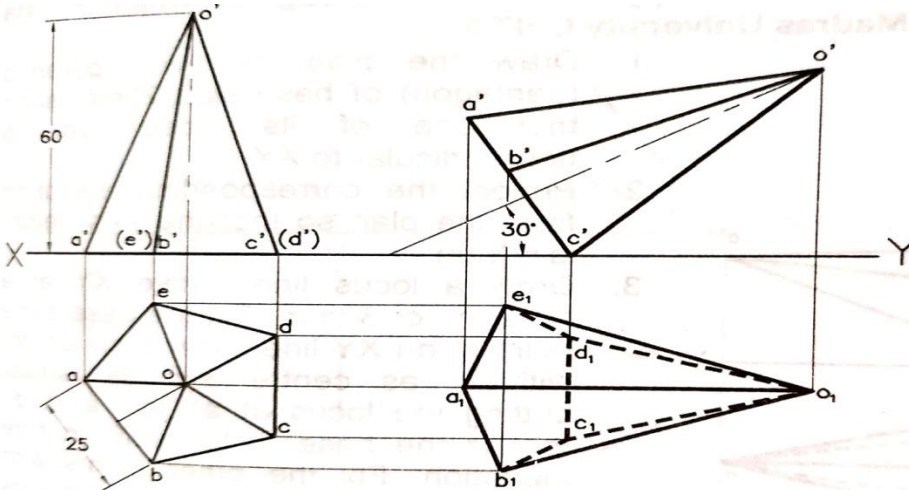




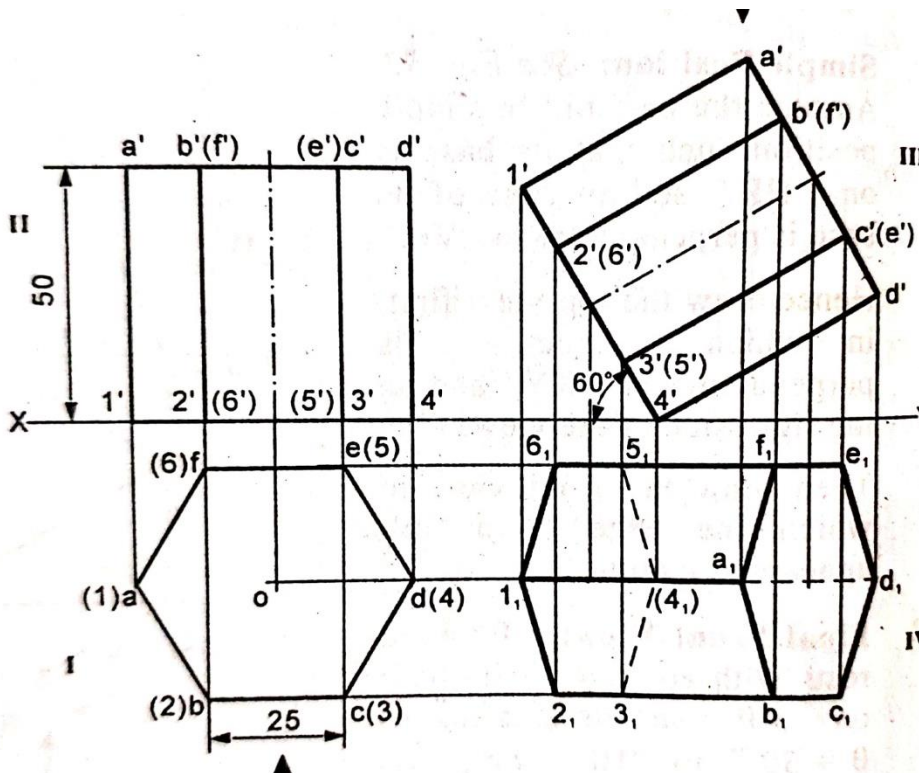
PROJECTION OF SOLIDS



1. Draw the projections of a pentagonal pyramid, base side 25mm and axis 60mm long when it is lying on HP on one of its base edges, such that the axis is parallel to VP and inclined at 30° to HP.



2. A hexagonal prism, side of base 25 mm and axis 50 mm long rests with one of its base corners on HP such that its base makes an angle of 60° to HP and its axis parallel to VP. Draw its projections.

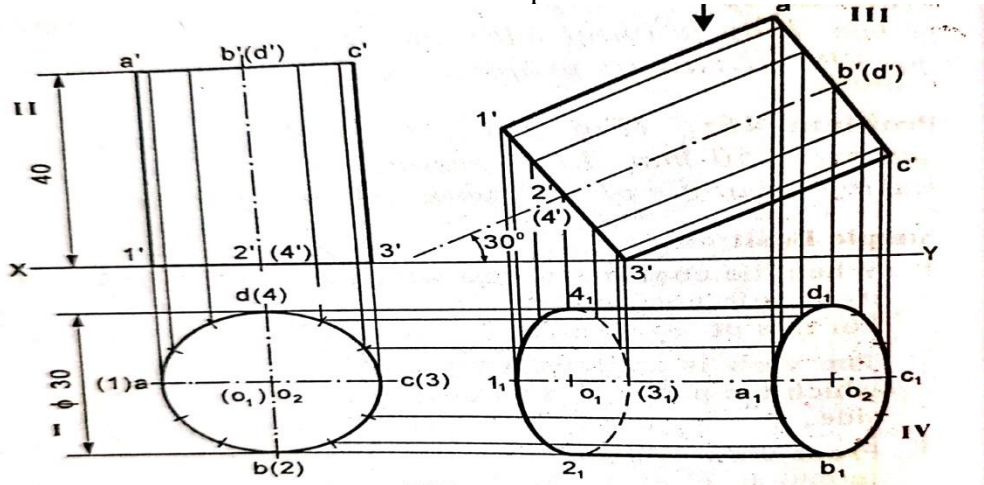




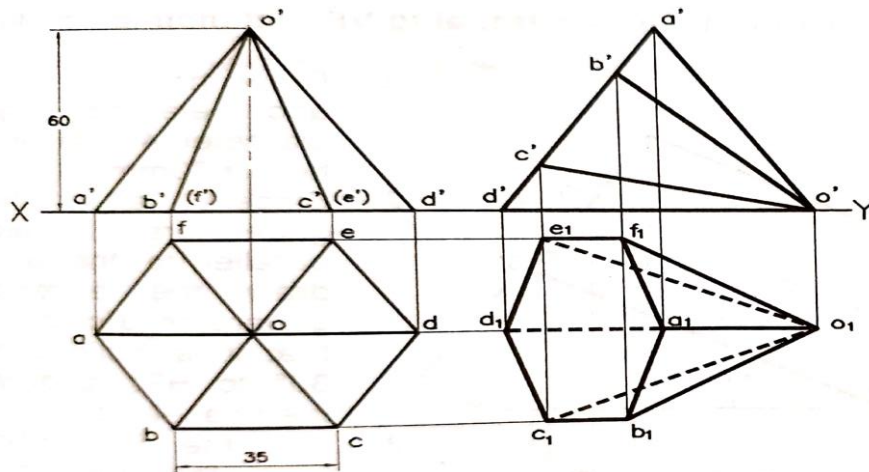
PROJECTION OF SOLIDS



3. Cylinder of diameter 30mm and axis length 40mm is resting on the HP on a point so that its axis is inclined at 30° to the HP and parallel to VP. Draw its views.

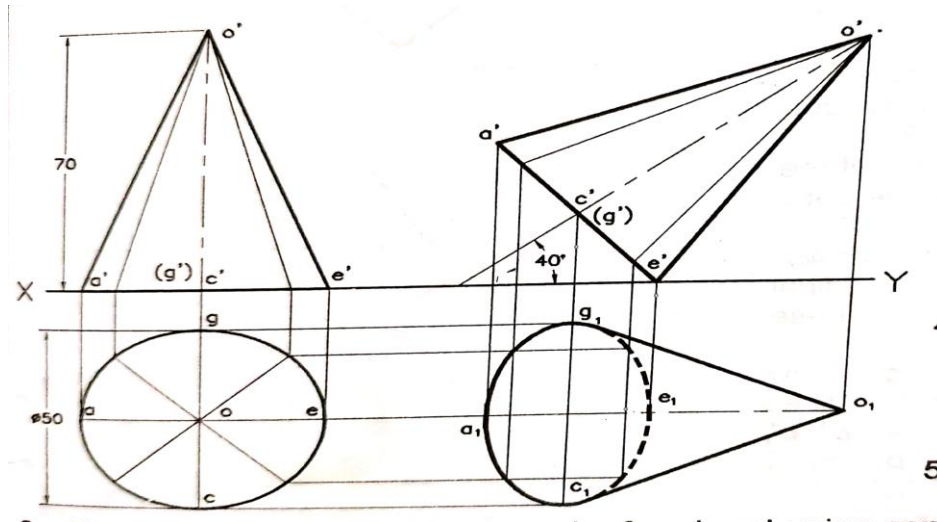


4. Draw the Projection of Hexagonal Pyramid of base 35 mm side and axis 60mm long when it lies on HP on one of its Slant Edge with its axis is parallel to VP

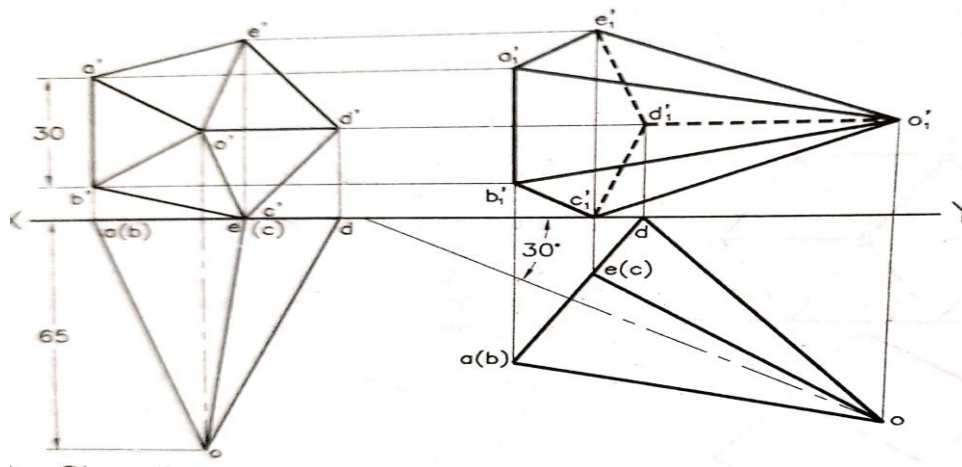




5. A Cone of diameter 50 mm, axis height 70mm is lying on HP on one of its base Point with its axis inclined 40° to HP and Parallel to VP. Draw the Projection.



6. Draw the Projection of Pentagonal Pyramid of base side 30mm and axis height 65 mm whose axis is parallel to HP and Inclined 30° to VP with base corner in VP

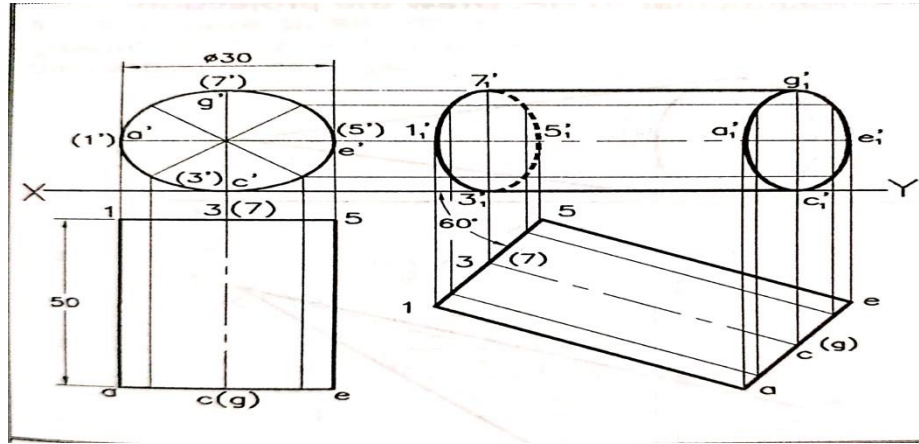




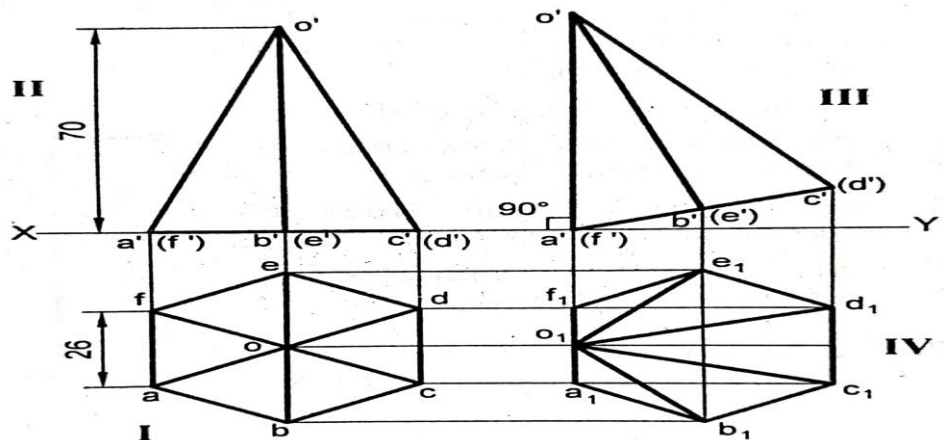
SNS COLLEGE OF TECHNOLOGY, COIMBATORE – 35
DEPARTMENT OF MECHANICAL ENGINEERING
PROJECTION OF SOLIDS



7. Draw the Projection of a Cylinder of diameter 30mm and axis 50mm long when its lies on HP on one of its generators and base is perpendicular to HP and Inclined at 60° to VP.



8. Draw the Projection of Hexagonal Pyramid 70 mm height and side of base 30mm when one triangular face of pyramid is Vertical.





SNS COLLEGE OF TECHNOLOGY, COIMBATORE – 35
DEPARTMENT OF MECHANICAL ENGINEERING
PROJECTION OF SOLIDS



9. Draw the Projection of the cube of 40mm side resting on HP on one of its faces with a vertical faces inclined at 30 degree to VP. It is the Tilted such that the axis is inclined at 30 degree to HP with corner in HP

