



SNS College of Technology

Coimbatore - 35



19BAZ652 – ANALYTICS FOR EVERYONE

Presented by

**Dr.P.Krishnave
ni**
Design Thinker

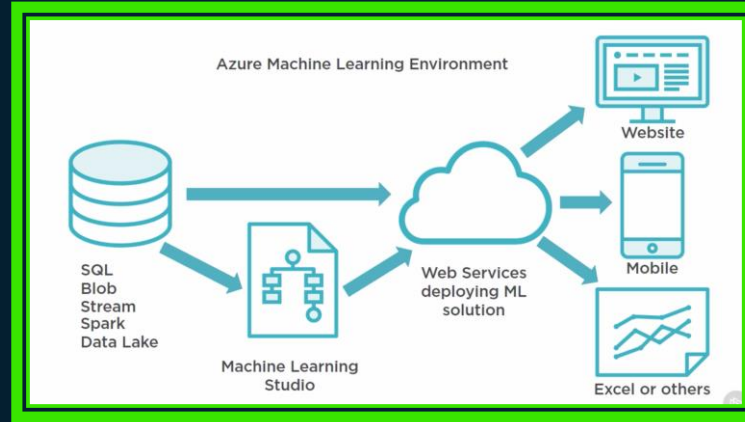


Recap...

□ GE's climbing
Analytics Value
Escalator




Guess Your Topic....





Why Azureml?...



Web and Cloud Based
– Virtual Machine



Nature....

AzureML in this class

- ' Primary environment for building our analytics routines.
- Cloud based (all you need is a browser)
- Free accounts
- Easy to use (graphical interface)
- Scalable and flexible



Everything from pulling data from the web, pulling data from database servers





Prediction of House Price

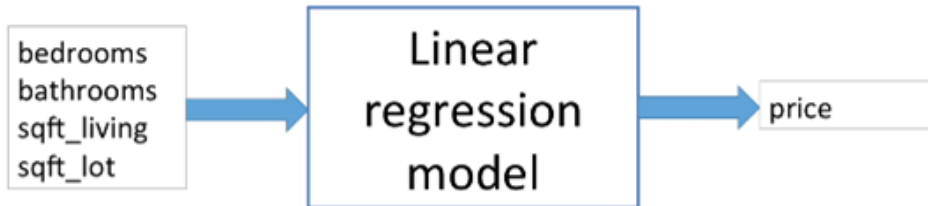




Model...



House price prediction model



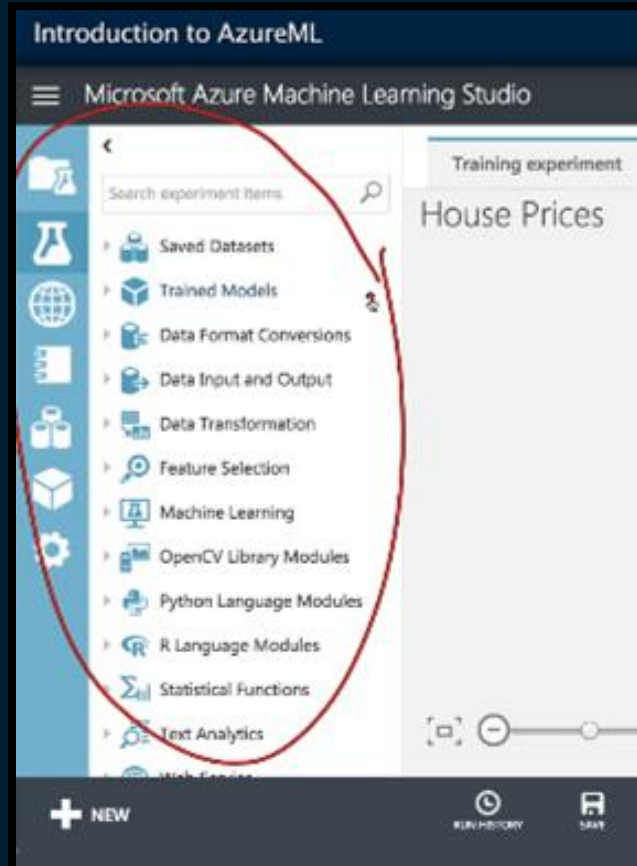


Studio Space...

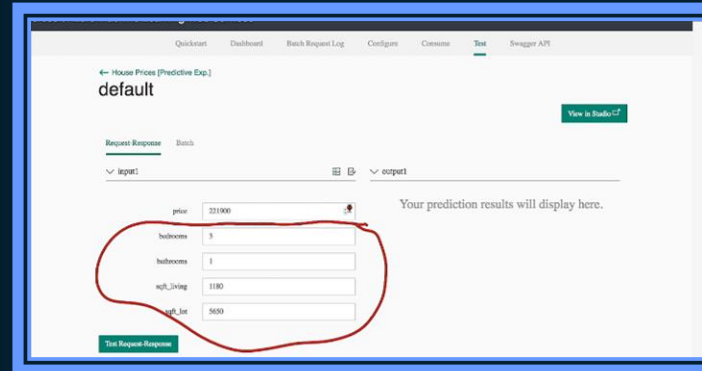
The screenshot displays the Microsoft Azure Machine Learning Studio interface. The main workspace is titled "House Prices" and shows a "Training experiment" workflow. The workflow consists of several modules: "Import Data", "Select Columns in Dataset", "Split Data", "Train Model", and "Score Model". A red circle highlights the "Train Model" module. The left sidebar contains a search bar and a list of experiment items, including "Saved Datasets", "Trained Models", "Data Format Conversions", "Data Input and Output", "Data Transformation", "Feature Selection", "Machine Learning", "OpenCV Library Modules", "Python Language Modules", "R Language Modules", "Statistical Functions", and "Text Analytics". The bottom toolbar includes icons for "NEW", "RUN HISTORY", "SAVE", "SAVE AS", "DELETE CHANGES", "RUN", "SET UP NEW SERVICE", and "VIEW AND TO SHARE".



Sub Routines.....



Prediction of house price..





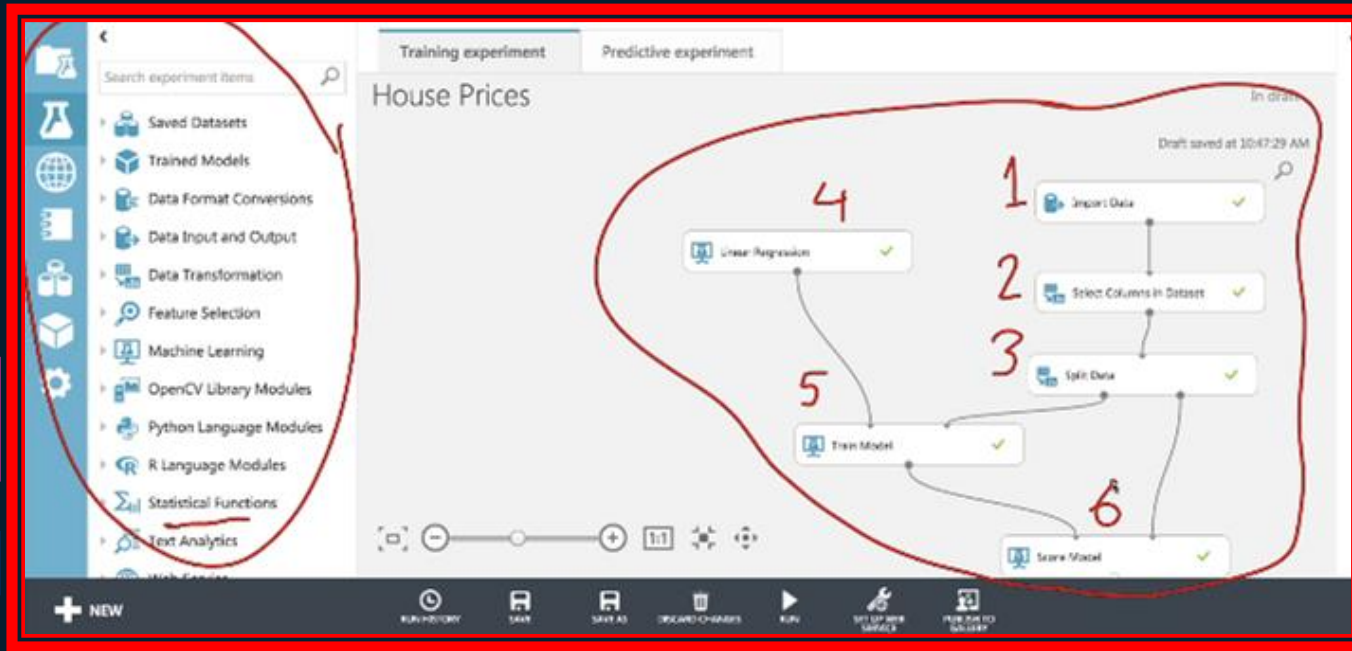
Time for Assessment...

Studio Space is located in _____
of Azureml

Azureml is -----



Steps...





Add in – Excel

The screenshot shows the Excel Online interface with a red border. The data table is as follows:

	A	B	C	D	E
1	price	bedroom	bathroom	sqft_liv	sqft_lot
2	221100	3	1	1180	5650
3	538000	3	2	2570	7242
4	180000	2	1	770	10003
5	604000	4	3	2560	5002
6	510000	3	2	1680	8082

The Azure Machine Learning add-in is visible on the right side of the interface. It includes a dropdown menu for 'Import data from' with 'Sheet1\$A1:E6' selected, and a 'Preview' button at the bottom.



SUMMARY.....

- ❖ **Why Azureml?**
- ❖ **Nature**
- ❖ **Prediction models**
- ❖ **House price prediction**
- ❖ **Features of Azureml**



Reference.....

<https://cloudacademy.com/blog/what-is-azure-machine-learning/>

THANKS!

Any questions?.....