



SNS COLLEGE OF TECHNOLOGY

Coimbatore-35
An Autonomous Institution



Accredited by NBA – AICTE and Accredited by NAAC – UGC with 'A++' Grade
Approved by AICTE, New Delhi & Affiliated to Anna University, Chennai

DEPARTMENT OF ELECTRONICS & COMMUNICATION ENGINEERING

19ECT302 – TRANSMISSION LINES AND ANTENNAS

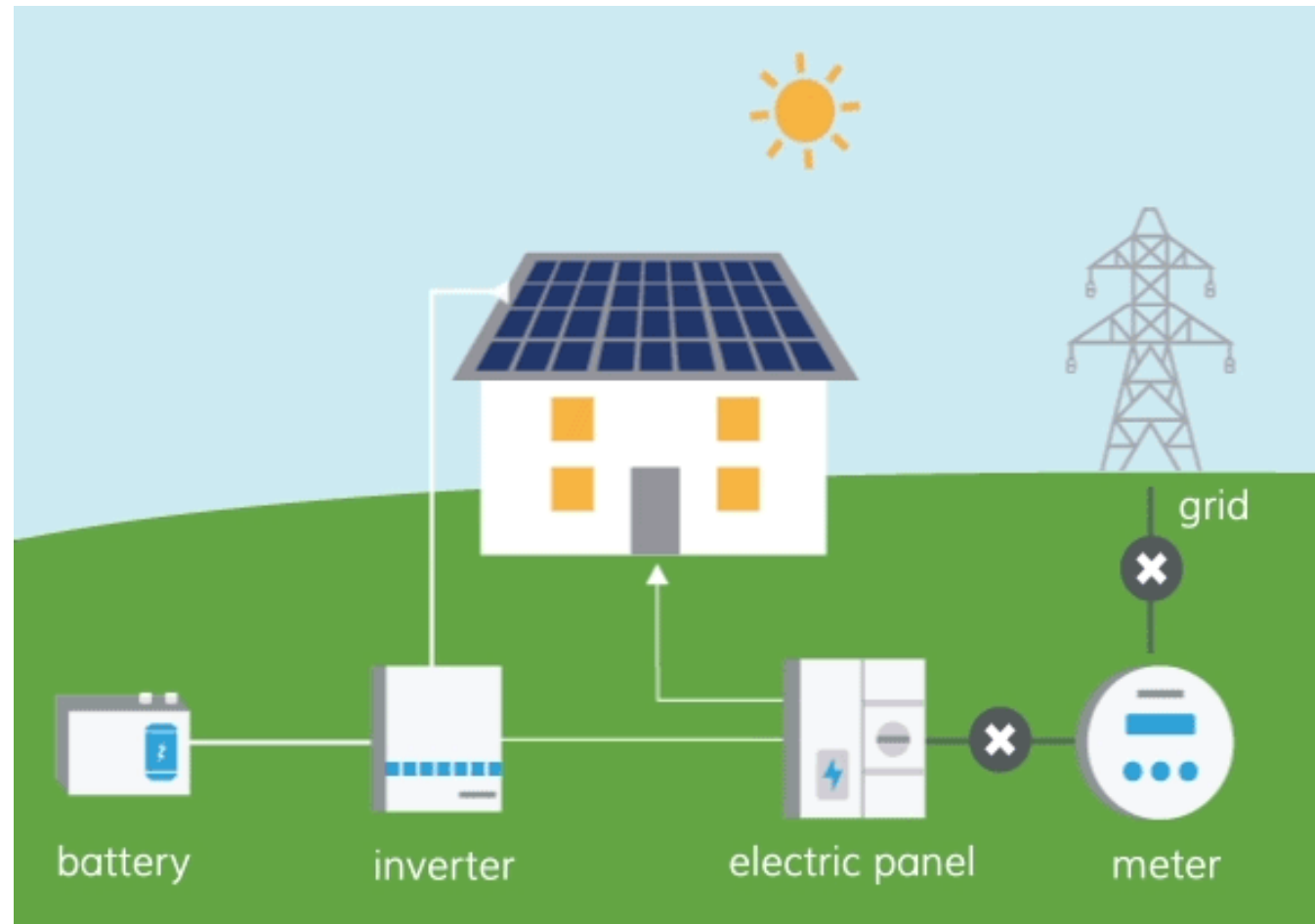
III YEAR/ V SEMESTER
1

UNIT II – GUIDED WAVES

TOPIC 7 – MICROWAVE CAVITIES



WHAT DO YOU INFER FROM THESE DIAGRAMS ?





HOW TO STORE EM ENERGY ?

With the help of microwave cavity resonators

Definition:

An electronic device consisting of a space usually enclosed by metallic walls within which resonant electromagnetic fields may be excited and extracted for use in microwave systems

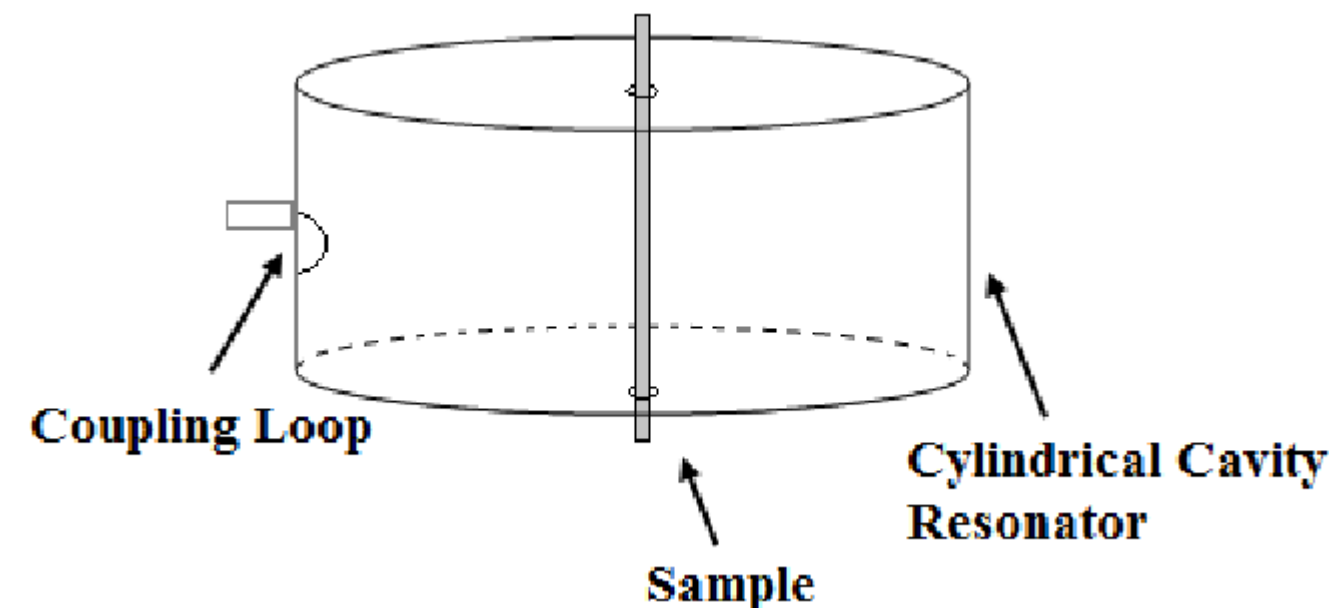
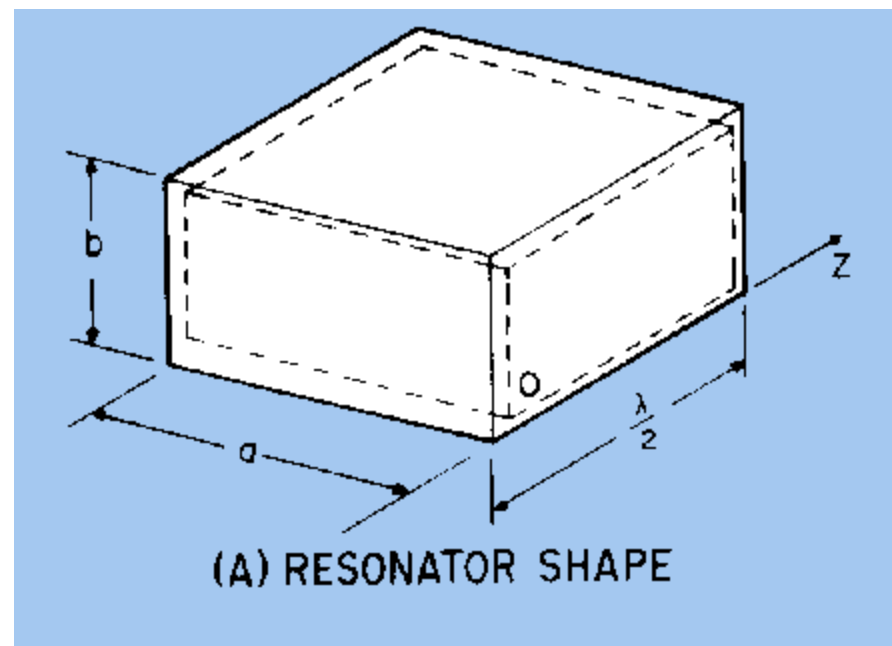




CAVITY RESONATORS - INTRODUCTION



- Cavities, or resonators, are used for storing energy
- Used in klystron tubes, band-pass filters and frequency meters
- It's equivalent to a RLC circuit at high frequency
- Their shape is that of a cavity, either rectangular or cylindrical





CAVITY RESONATORS - INTRODUCTION



- To provide a resonant circuit at UHF and higher frequencies, an enclosure completely surrounded by conducting walls is required
- Such a shielded enclosure confines electromagnetic fields inside and furnishes large areas for current flow
- Thus eliminating radiation and high-resistance effects
- These enclosures have natural resonant frequencies and a very high Q (Quality factor), and are called cavity resonator



CAVITY RESONATORS - TE & TM MODES



- Designation of TE and TM modes in resonator cavity is not unique because we are free to choose x or y or z as the “direction of propagation”
- That is, there is no unique "longitudinal direction”
- A three-symbol (mnp) subscript is needed to designate a TM or TE standing wave pattern in a cavity resonator.



DEGENERATE AND DOMINANT MODES



- Like waveguides, different modes having the same resonant frequency are called degenerate modes
- TM_{mnp} and TE_{mnp} are always degenerate if none of the mode indices is zero
- The mode with lowest resonant frequency for a given cavity size is referred as the dominant mode



RESONANT FREQUENCY



- Resonant frequency of the cavity can be defined as:

$$\omega_{mnp} = (1/\sqrt{\mu\epsilon}) * \sqrt{[(m*\pi/a)^2 + (n*\pi/b)^2 + (p*\pi/d)^2]}$$

$$f_{mnp} = u/2*\sqrt{[(m/a)^2 + (n/b)^2 + (p/d)^2]} \quad (\text{Hz})$$

where integers m,n,p denote the number of half-wave variations in the x, y, and z direction, respectively.



RESONANT FREQUENCY



- Resonant frequency of the cavity can be defined as:

$$\omega_{mnp} = (1/\sqrt{\mu\epsilon}) * \sqrt{[(m*\pi/a)^2 + (n*\pi/b)^2 + (p*\pi/d)^2]}$$

$$f_{mnp} = u/2*\sqrt{[(m/a)^2 + (n/b)^2 + (p/d)^2]} \quad (\text{Hz})$$

where integers m,n,p denote the number of half-wave variations in the x, y, and z direction, respectively.



QUALITY FACTOR



Quality factor, Q of a resonator, is associated with the loss factor of the cavity resonator and is defined as:

$Q = 2\pi \times$ (Time average energy stored at a resonant frequency) / (Energy dissipated in one period of this frequency)


$$Q = f_r / \Delta f$$



CAVITY RESONATOR - FUNCTIONALITY



- The majority of resonant cavities are made from closed or short-circuited sections of a waveguide or high-permittivity dielectric material
- In terms of functionality, the storing of electric and magnetic energy takes place within the resonant cavity itself
- Furthermore, the only loss of energy is due to the finite conductivity of the cavity walls and dielectric losses of the material filling the cavity





CAVITY RESONATOR - FUNCTIONALITY



- In every cavity, there will be multiple resonant frequencies that correlate to EM field modes, maintaining the needed boundary conditions on the walls of the cavity
- Due to these boundary conditions that must be met at resonance (tangential electric fields must be zero at cavity walls), as it follows that cavity length, it must be an integer multiple of half-wavelength at resonance
- Therefore, a resonant cavity can be considered a waveguide equivalent of a short-circuited half-wavelength transmission line resonator



CAVITY RESONATOR - FUNCTIONALITY



- The electromagnetic fields in the cavity are excited via an exterior connection
- An outside power source is usually coupled to the cavity by a small aperture, a small wire probe, or a loop
- The outer or external coupling structure affects cavity performance, and this is a consideration one must take during the overall analysis



CAVITY RESONATOR - APPLICATIONS



- Used in Tuned circuits
- Also used in UMF Tubes, Klystron Amplifiers, Oscillators and Duplexers of RADAR
- They are also used in microwave frequency meters
- An outside power source is usually coupled to the cavity by a small aperture, a small wire probe, or a loop
- The outer or external coupling structure affects cavity performance, and this is a consideration one must take during the overall analysis



ASSESSMENT



1. What is the need for cavity resonators?
2. What are the types of resonators?
3. Mention the applications of Microwave resonant cavities
4. Define resonance frequency.
5. What is quality factor of microwave cavities.
6. How a cavity is formed



THANK YOU