



SNS COLLEGE OF TECHNOLOGY

(AN AUTONOMOUS INSTITUTION)

COIMBATORE – 35

DEPARTMENT OF COMPUTER SCIENCE AND ENGINEERING



UNIT 3

Interface in Java

1. [Interface](#)
2. [Example of Interface](#)
3. [Multiple inheritance by Interface](#)
4. [Why multiple inheritance is supported in Interface while it is not supported in case of class.](#)
5. [Marker Interface](#)
6. [Nested Interface](#)

An **interface in Java** is a blueprint of a class. It has static constants and abstract methods.

The interface in Java is *a mechanism to achieve [abstraction](#)*. There can be only abstract methods in the Java interface, not method body. It is used to achieve abstraction and multiple [inheritance in Java](#).

In other words, you can say that interfaces can have abstract methods and variables. It cannot have a method body.

Java Interface also **represents the IS-A relationship**.

It cannot be instantiated just like the abstract class.

Since Java 8, we can have **default and static methods** in an interface.

Since Java 9, we can have **private methods** in an interface.

Why use Java interface?

There are mainly three reasons to use interface. They are given below.

- It is used to achieve abstraction.
- By interface, we can support the functionality of multiple inheritance.
- It can be used to achieve loose coupling.



How to declare an interface?

An interface is declared by using the interface keyword. It provides total abstraction; means all the methods in an interface are declared with the empty body, and all the fields are public, static and final by default. A class that implements an interface must implement all the methods declared in the interface.

Syntax:

```
1. interface <interface_name>{  
2.  
3.     // declare constant fields  
4.     // declare methods that abstract  
5.     // by default.  
6. }
```

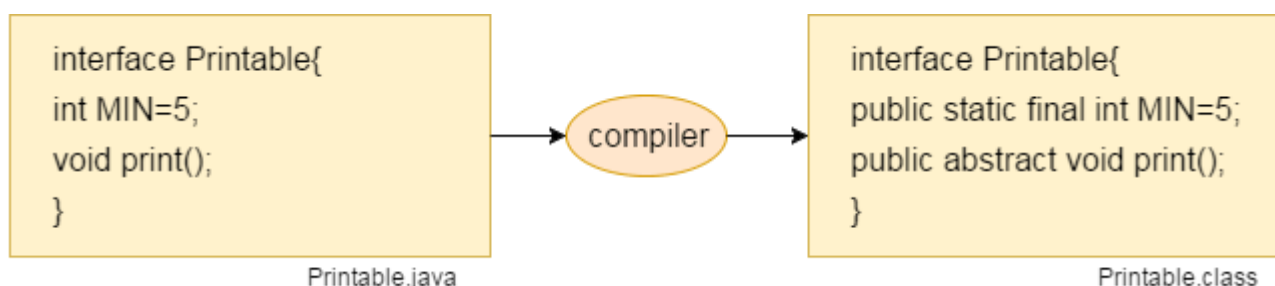
Java 8 Interface Improvement

Since [Java 8](#), interface can have default and static methods which is discussed later.

Internal addition by the compiler

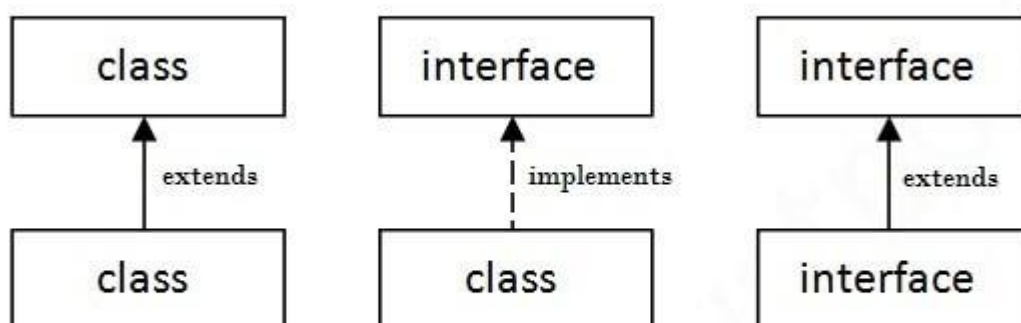
The Java compiler adds public and abstract keywords before the interface method. Moreover, it adds public, static and final keywords before data members.

In other words, Interface fields are public, static and final by default, and the methods are public and abstract.



The relationship between classes and interfaces

As shown in the figure given below, a class extends another class, an interface extends another interface, but a **class implements an interface**.



Java Interface Example

In this example, the Printable interface has only one method, and its implementation is provided in the A6 class.

1. **interface** printable{

```
2.     void print();
3.     }
4.     class A6 implements printable{
5.     public void print(){System.out.println("Hello");}
6.
7.     public static void main(String args[]){
8.     A6 obj = new A6();
9.     obj.print();
10.    }
11.    }
```

Test it Now

Output:

```
Hello
```

Java Interface Example: Drawable

In this example, the Drawable interface has only one method. Its implementation is provided by Rectangle and Circle classes. In a real scenario, an interface is defined by someone else, but its implementation is provided by different implementation providers. Moreover, it is used by someone else. The implementation part is hidden by the user who uses the interface.

File: TestInterface1.java

```
1.     //Interface declaration: by first user
2.     interface Drawable{
3.     void draw();
4.     }
5.     //Implementation: by second user
6.     class Rectangle implements Drawable{
7.     public void draw(){System.out.println("drawing rectangle");}
8.     }
9.     class Circle implements Drawable{
10.    public void draw(){System.out.println("drawing circle");}
11.    }
12.    //Using interface: by third user
13.    class TestInterface1{
14.    public static void main(String args[]){
```

15. Drawable d=**new** Circle();//In real scenario, object is provided by method e.g. getDrawa
ble()
16. d.draw();
17. }

Test it Now

Output:

```
drawing circle
```

Java Interface Example: Bank

Let's see another example of java interface which provides the implementation of Bank interface.

File: TestInterface2.java

1. **interface** Bank{
2. **float** rateOfInterest();
3. }
4. **class** SBI **implements** Bank{
5. **public float** rateOfInterest(){**return** 9.15f;}
6. }
7. **class** PNB **implements** Bank{
8. **public float** rateOfInterest(){**return** 9.7f;}
9. }
10. **class** TestInterface2{
11. **public static void** main(String[] args){
12. Bank b=**new** SBI();
13. System.out.println("ROI: "+b.rateOfInterest());
14. }

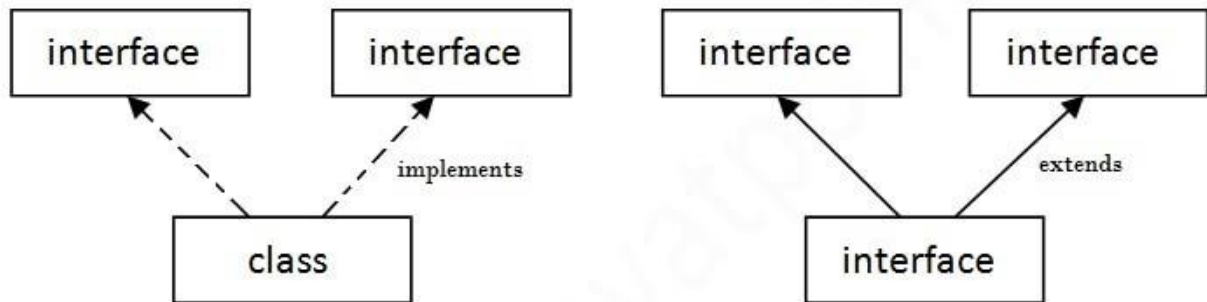
Test it Now

Output:

```
ROI: 9.15
```

Multiple inheritance in Java by interface

If a class implements multiple interfaces, or an interface extends multiple interfaces, it is known as multiple inheritance.



Multiple Inheritance in Java

```
1.  interface Printable{
2.  void print();
3.  }
4.  interface Showable{
5.  void show();
6.  }
7.  class A7 implements Printable,Showable{
8.  public void print(){System.out.println("Hello");}
9.  public void show(){System.out.println("Welcome");}
10.
11. public static void main(String args[]){
12.     A7 obj = new A7();
13.     obj.print();
14.     obj.show();
15. }
16. }
```

Test it Now

```
Output:Hello
        Welcome
```

Q) Multiple inheritance is not supported through class in java, but it is possible by an interface, why?

As we have explained in the inheritance chapter, multiple inheritance is not supported in the case of class because of ambiguity. However, it is supported in case of an interface because there is no ambiguity. It is because its implementation is provided by the implementation class. For example:

```
1.     interface Printable{
2.     void print();
3.     }
4.     interface Showable{
5.     void print();
6.     }
7.
8.     class TestInterface3 implements Printable, Showable{
9.     public void print(){System.out.println("Hello");}
10.    public static void main(String args[]){
11.    TestInterface3 obj = new TestInterface3();
12.    obj.print();
13.    }
14.    }
```

Test it Now

Output:

```
Hello
```

As you can see in the above example, Printable and Showable interface have same methods but its implementation is provided by class TestInterface1, so there is no ambiguity.

Interface inheritance

A class implements an interface, but one interface extends another interface.

```
1.     interface Printable{
2.     void print();
3.     }
4.     interface Showable extends Printable{
5.     void show();
6.     }
7.     class TestInterface4 implements Showable{
8.     public void print(){System.out.println("Hello");}
9.     public void show(){System.out.println("Welcome");}
10.    }
```

```
11.     public static void main(String args[]){
12.     TestInterface4 obj = new TestInterface4();
13.     obj.print();
14.     obj.show();
15.     }
16. }
```

Test it Now

Output:

```
Hello
Welcome
```

Java 8 Default Method in Interface

Since Java 8, we can have method body in interface. But we need to make it default method. Let's see an example:

File: TestInterfaceDefault.java

```
1.     interface Drawable{
2.     void draw();
3.     default void msg(){System.out.println("default method");}
4.     }
5.     class Rectangle implements Drawable{
6.     public void draw(){System.out.println("drawing rectangle");}
7.     }
8.     class TestInterfaceDefault{
9.     public static void main(String args[]){
10.    Drawable d=new Rectangle();
11.    d.draw();
12.    d.msg();
13.    }}
```

Test it Now

Output:

```
drawing rectangle
default method
```

Java 8 Static Method in Interface

Since Java 8, we can have static method in interface. Let's see an example:

File: *TestInterfaceStatic.java*

```
1.     interface Drawable{
2.     void draw();
3.     static int cube(int x){return x*x*x;}
4.     }
5.     class Rectangle implements Drawable{
6.     public void draw(){System.out.println("drawing rectangle");}
7.     }
8.
9.     class TestInterfaceStatic{
10.    public static void main(String args[]){
11.    Drawable d=new Rectangle();
12.    d.draw();
13.    System.out.println(Drawable.cube(3));
14.    }}
```

Test it Now

Output:

```
drawing rectangle
27
```

Q) What is marker or tagged interface?

An interface which has no member is known as a marker or tagged interface, for example, [Serializable](#), Cloneable, Remote, etc. They are used to provide some essential information to the JVM so that JVM may perform some useful operation.

```
1.     //How Serializable interface is written?
2.     public interface Serializable{
3.     }
```

Nested Interface in Java

Note: An interface can have another interface which is known as a nested interface. We will learn it in detail in the [nested classes](#) chapter. For example:

```
1.     interface printable{
```

19CST102 & Object Oriented Programming

```
2.     void print();
3.     interface MessagePrintable{
4.         void msg();
5.     }
6.     }
```