




Contoso Data Set in Power BI

Explore Contoso's star schema for powerful data analysis.





Recap.....

- **Descriptive Analytics**
- **Power BI**



Launching Contoso Dataset

1

Open File

Double-click downloaded file to load in Power BI.

2

Automatic Load

Dataset opens in Power BI interface.

3

Explore Structure

Familiarize with data before creating visualizations.



Power Bi

Power BI Interface Navigation



Report View

Initially empty, awaiting visualizations.



Relationships View

Reveals data schema and table connections.



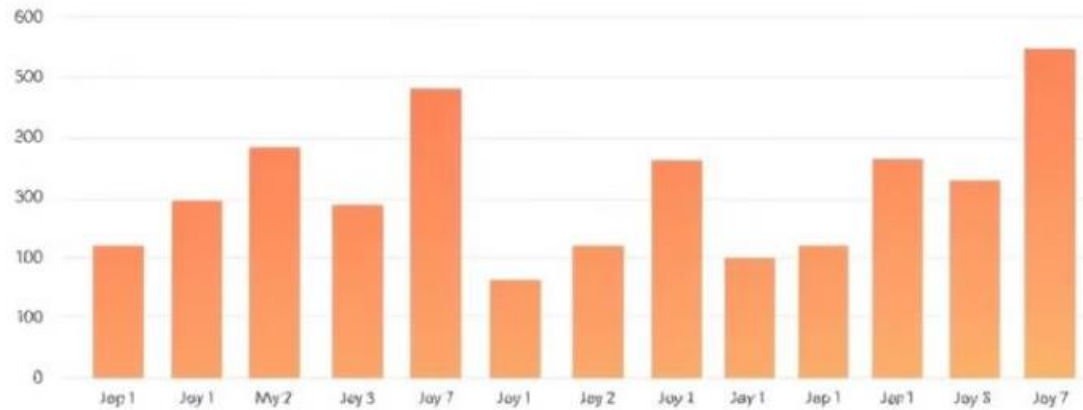
Data View

Explore raw data within tables.

Powger Bi

Past chart

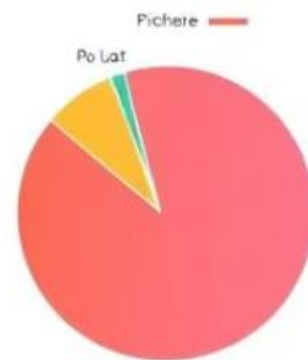
Elley & motkey, 2016



Pice styles



Tie tuples



Huepbittiva!

iodesblecktoc



Star Schema Overview




Structure

Central fact table surrounded by dimension tables.



Fact Table

Contains quantitative data points for each transaction.



Dimension Tables

Provide context for transactions (who, what, where, when).



Contoso Sales Fact Table

Column	Description
Unit Cost	Cost per item
Unit Price	Selling price per item
Sales Quantity	Number of units sold
Sales Amount	Total revenue from sale





Dimension Tables

Product (What)

Details about items sold.

Sales Outlet (Where)


Information on sale locations.

Date (When)

Temporal data for each transaction.



Connecting Fact and Dimension Tables



1

Foreign Keys

Link fact table to dimension tables.

2

Example: Product Key

Connects Sales to Product table.

3

Relationship

Enables detailed analysis of each transaction.



Benefits of Star Schema

1

Efficient Queries

Optimized for fast data retrieval and analysis.

2

Simplified Business Reporting

Easy-to-understand structure for non-technical users.

3

Flexible Analysis

Supports various angles of data exploration.

4

Improved Performance

Reduces data redundancy and enhances query speed.



Knowledge Check....

In Power BI, which view allows you to see the structure and relationships between tables in the Contoso dataset?

- A) Report View
- B) Data View
- C) Relationships View
- D) Chart View



Summary....

