



SNS COLLEGE OF TECHNOLOGY
(An Autonomous Institution)
COIMBATORE- 641 035



Department of Computer Science and Engineering

23ITT101 - PROGRAMMING IN C AND DATA STRUCTURES

UNIT IV STACK AND QUEUE

INFIX TO POSTFIX CONVERSION

Infix expression:

The expression of the form “a operator b” (a + b) i.e., when an operator is in-between every pair of operands.

Postfix expression:

The expression of the form “a b operator” (ab+) i.e., When every pair of operands is followed by an operator.

Examples:

Input: $A + B * C + D$

Output: $ABC*+D+$

Input: $((A + B) - C * (D / E)) + F$

Output: $AB+CDE/*-F+$

Infix Expression	Prefix Expression	Postfix Expression
$A + B * C + D$	$++A*BCD$	$ABC*+D+$
$(A + B) * (C + D)$	$*+AB+CD$	$AB+CD+*$
$A * B + C * D$	$++AB*CD$	$AB*CD**$
$A + B + C + D$	$+++ABCD$	$AB+C+D+$

Why postfix representation of the expression?

The compiler scans the expression either from left to right or from right to left.

Consider the expression: $a + b * c + d$

- The compiler first scans the expression to evaluate the expression $b * c$, then again scans the expression to add a to it.
- The result is then added to d after another scan.

The repeated scanning makes it very inefficient. [Infix expressions are easily readable and solvable by humans whereas the computer cannot differentiate the operators and parenthesis easily so, it is better to convert the expression to postfix\(or prefix\) form before evaluation.](#)

The corresponding expression in postfix form is $abc*+d+$. The postfix expressions can be evaluated easily using a stack.

How to convert an Infix expression to a Postfix expression?

To convert infix expression to postfix expression, use the [stack data structure](#). Scan the infix expression from left to right. Whenever we get an operand, add it to the postfix expression and if we get an operator or parenthesis add it to the stack by maintaining their precedence.

Below are the steps to implement the above idea:

1. Scan the infix expression **from left to right**.
2. If the scanned character is an operand, put it in the postfix expression.
3. Otherwise, do the following
 - If the precedence and associativity of the scanned operator are greater than the precedence and associativity of the operator in the stack [or the stack is empty or the stack contains a '('], then push it in the stack. ['^' operator is right associative and other operators like '+', '-', '*', and '/' are left-associative].
 - Check especially for a condition when the operator at the top of the stack and the scanned operator both are '^'. In this condition, the precedence of the scanned operator is higher due to its right associativity. So it will be pushed into the operator stack.
 - In all the other cases when the top of the operator stack is the same as the scanned operator, then pop the operator from the stack because of left associativity due to which the scanned operator has less precedence.
 - Else, Pop all the operators from the stack which are greater than or equal to in precedence than that of the scanned operator.
 - After doing that Push the scanned operator to the stack. (If you encounter parenthesis while popping then stop there and push the scanned operator in the stack.)
4. If the scanned character is a '(', push it to the stack.
5. If the scanned character is a ')', pop the stack and output it until a '(' is encountered, and discard both the parenthesis.
6. Repeat steps 2-5 until the infix expression is scanned.
7. Once the scanning is over, Pop the stack and add the operators in the postfix expression until it is not empty.
8. Finally, print the postfix expression.

Illustration:

Follow the below illustration for a better understanding

Consider the infix expression $exp = "a+b*c+d"$ and the infix expression is scanned using the iterator i , which is initialized as $i = 0$.

1st Step: Here $i = 0$ and $exp[i] = 'a'$ i.e., an operand. So add this in the postfix expression. Therefore, **postfix = "a"**.

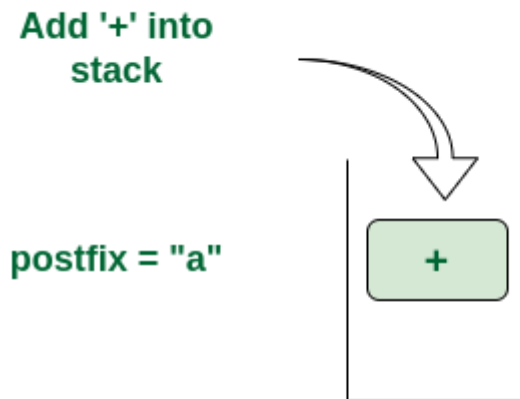


postfix = "a"

'a' is an operand. Add it in postfix expression

Add 'a' in the postfix

2nd Step: Here $i = 1$ and $exp[i] = '+'$ i.e., an operator. Push this into the stack. **postfix = "a"** and **stack = {+}**.



Stack is empty. Push '+' into stack

Push '+' in the stack

3rd Step: Now $i = 2$ and $exp[i] = 'b'$ i.e., an operand. So add this in the postfix expression. **postfix = "ab"** and **stack = {+}**.



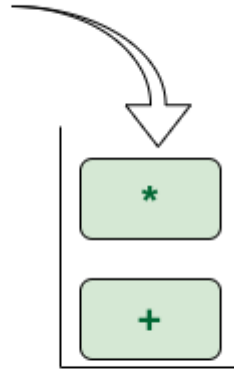
'd' is an operand. Add it in postfix expression

Add 'b' in the postfix

4th Step: Now $i = 3$ and $exp[i] = '*'$ i.e., an operator. Push this into the stack. **postfix = "ab"** and **stack = {+, *}**.

Add '*' into stack

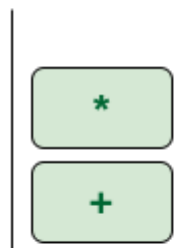
postfix = "ab"



*** has higher precedence. Push it into stack**

Push '' in the stack*

5th Step: Now $i = 4$ and $exp[i] = 'c'$ i.e., an operand. Add this in the postfix expression. **postfix = "abc"** and **stack = {+, *}**.

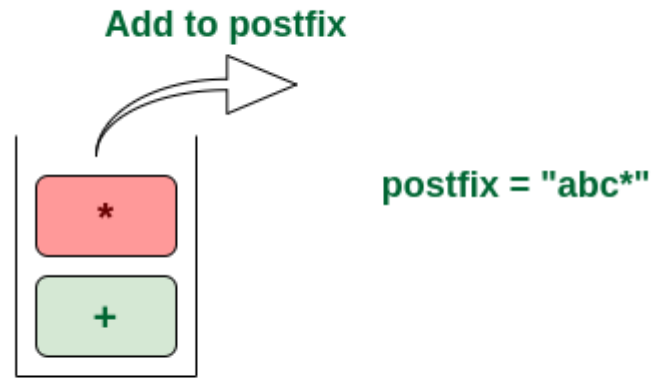


postfix = "abc"

'c' is an operand. Add it in postfix expression

Add 'c' in the postfix

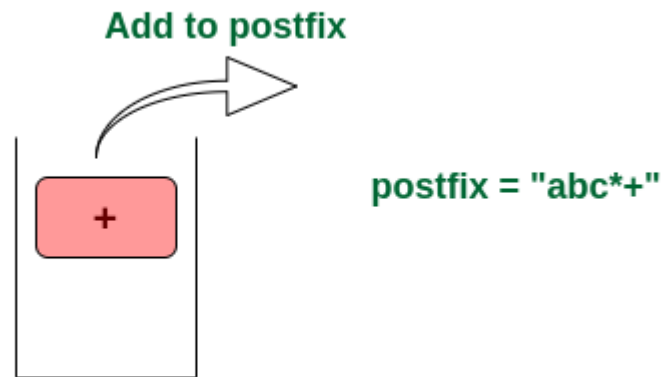
6th Step: Now $i = 5$ and $exp[i] = '+'$ i.e., an operator. The topmost element of the stack has higher precedence. So pop until the stack becomes empty or the top element has less precedence. '+' is popped and added in postfix. So **postfix = "abc*"** and **stack = {+}**.



stack top has higher precedence than +

Pop '' and add in postfix*

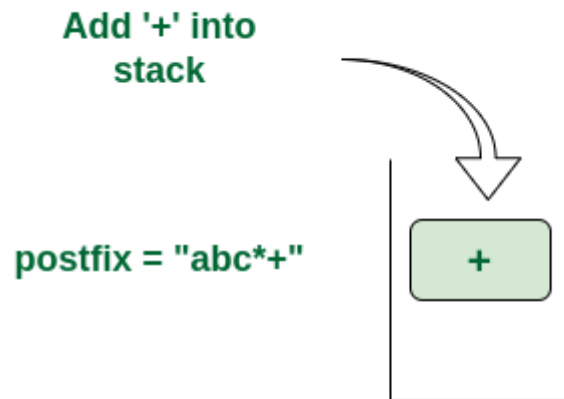
*Now top element is '+' that also doesn't have less precedence. Pop it. **postfix = "abc*+"**.*



'+' and stack top has same precedence

Pop '+' and add it in postfix

*Now stack is empty. So push '+' in the stack. **stack = {+}**.*



Stack is empty. Push '+' into stack

Push '+' in the stack

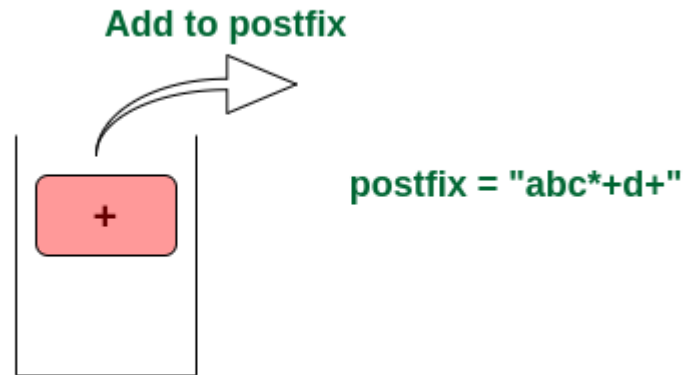
7th Step: Now $i = 6$ and $exp[i] = 'd'$ i.e., an operand. Add this in the postfix expression. **postfix = "abc*+d"**.



'd' is an operand. Add it in postfix expression

Add 'd' in the postfix

Final Step: Now no element is left. So empty the stack and add it in the postfix expression. **postfix = "abc*+d+"**.



Nothing left. So pop all operators

Pop '+' and add it in postfix

Example 1:

Input: str = "a+b*(c^d-e)^(f+g*h)-i"

Output: abcd^e-fgh*+^*+i-

Example 2:

Input: str = "A*(B+C)/D"

Output: ABC+*D/

Example 3:

Input: str = a+b*c+(d*e)

Output: abc*+de*+

Example 4:

Input: str = a-b-c

Output: abc- -

Example 5:

Input: str = a/b^c-d

Output: abc^/d-

Example 6:

Input: str = a*(b+c)/d

Output: abc+*d/

Example 7:

Input: str = a+(b*c(d/e^f)*g)*h

Output: abcdef^/*g*h*+

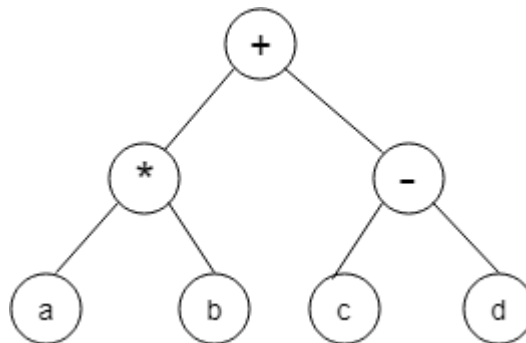
Example 8:

Input: str = a+b*(c^d-e)^(f+g*h)-i

Output: abcd^e-fgh*+^*+i-

Example

From the given Expression tree, identify the correct postfix expression from the list of options.



a) ab*cd*+

b) ab*cd-+

- c) abcd-*+
- d) ab*+cd-

Answer: b

Explanation: From the given expression tree, the infix expression is found to be $(a*b)+(c-d)$. Converting it to postfix, we get, $ab*cd-+$.

Below is the implementation of the above algorithm:

```
// C code to convert infix to postfix expression

#include <stdio.h>
#include <stdlib.h>
#include <string.h>

#define MAX_EXPR_SIZE 100

// Function to return precedence of operators
int precedence(char operator)
{
    switch (operator) {
        case '+':
        case '-':
            return 1;
        case '*':
        case '/':
            return 2;
        case '^':
            return 3;
        default:
            return -1;
    }
}

// Function to check if the scanned character
// is an operator
int isOperator(char ch)
{
    return (ch == '+' || ch == '-' || ch == '*' || ch == '/'
            || ch == '^');
}

// Main function to convert infix expression
// to postfix expression
char* infixToPostfix(char* infix)
{
    int i, j;
```

```

int len = strlen(infix);
char* postfix = (char*)malloc(sizeof(char) * (len + 2));
char stack[MAX_EXPR_SIZE];
int top = -1;

for (i = 0, j = 0; i < len; i++) {
    if (infix[i] == ' ' || infix[i] == '\t')
        continue;

    // If the scanned character is operand
    // add it to the postfix expression
    if (isalnum(infix[i])) {
        postfix[j++] = infix[i];
    }

    // if the scanned character is '('
    // push it in the stack
    else if (infix[i] == '(') {
        stack[++top] = infix[i];
    }

    // if the scanned character is ')'
    // pop the stack and add it to the
    // output string until empty or '(' found
    else if (infix[i] == ')') {
        while (top > -1 && stack[top] != '(')
            postfix[j++] = stack[top--];
        if (top > -1 && stack[top] != '(')
            return "Invalid Expression";
        else
            top--;
    }

    // If the scanned character is an operator
    // push it in the stack
    else if (isOperator(infix[i])) {
        while (top > -1
            && precedence(stack[top])
            >= precedence(infix[i]))
            postfix[j++] = stack[top--];
        stack[++top] = infix[i];
    }
}

// Pop all remaining elements from the stack
while (top > -1) {
    if (stack[top] == '(') {
        return "Invalid Expression";
    }
    postfix[j++] = stack[top--];
}
postfix[j] = '\0';
return postfix;

```

```
}

// Driver code
int main()
{
    char infix[MAX_EXPR_SIZE] = "a+b*(c^d-e)^(f+g*h)-i";

    // Function call
    char* postfix = infixToPostfix(infix);
    printf("%s\n", postfix);
    free(postfix);
    return 0;
}
```

Output

abcd^e-fgh*+^*+i-

Time Complexity: $O(N)$, where N is the size of the infix expression

Auxiliary Space: $O(N)$, where N is the size of the infix expression

Please write comments if you find anything incorrect, or you want to share more information about the topic discussed above.