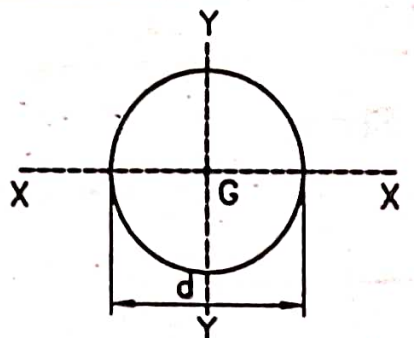
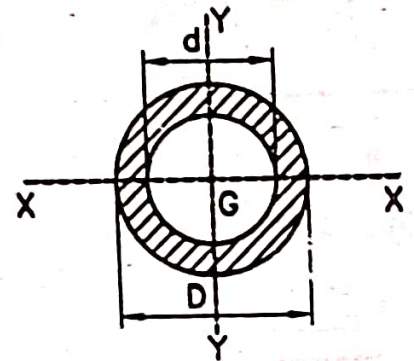
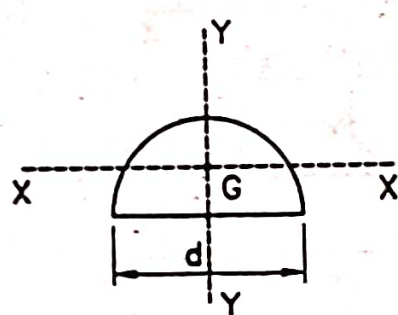
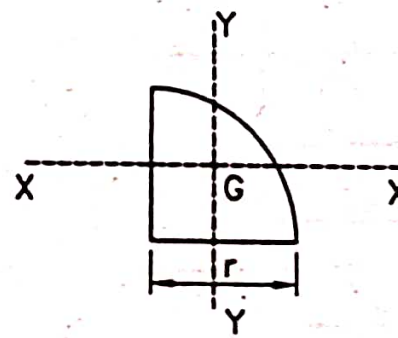


Table 13.1 M.I. of common simple plane figures.

Sl. No	Name	Shape	I_{xx}	I_{yy}
1	Rectangle		$\frac{bh^3}{12}$	$\frac{hb^3}{12}$
2	Hollow rectangle		$\frac{1}{12}(BH^3 - bh^3)$	$\frac{1}{12}(HB^3 - hb^3)$
3	Square		$\frac{a^4}{12}$	$\frac{a^4}{12}$
4	Hollow Square		$\frac{1}{12}(A^4 - a^4)$	$\frac{1}{12}(A^4 - a^4)$
5	Triangle		$\frac{bh^3}{36}$	$\frac{hb^3}{48}$

6	Circle		$\frac{\pi d^4}{64}$	$\frac{\pi d^4}{64}$
7	Hollow Circle		$\frac{\pi}{64}(D^4 - d^4)$	$\frac{\pi}{64}(D^4 - d^4)$
8	Semi-circle		$0.0068d^4$	$\frac{\pi d^4}{128}$
9	Quadrant		$0.055r^4$	$0.055r^4$