

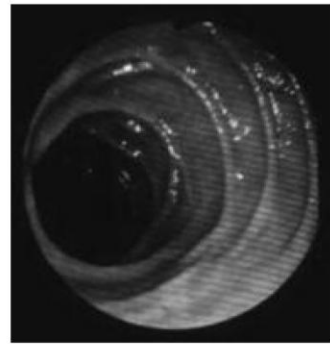


# The Electromagnetic Spectrum

1) Name the parts of the Electromagnetic Spectrum



2) Write a) what part of the body the image shows, b) the part of the electromagnetic spectrum used and c) the name of the method used to take each image.



a).....  
b).....  
c).....

3) Match the Medical Physics job with the part of the Electromagnetic spectrum used (each word can be used more than once or not at all)

Imaging a fracture in a bone

Thermography

Treating cancer

CT scans

Endoscopy

Photodynamic therapy

Bone scan

Gamma rays ( $\gamma$ )

X-rays

Infra Red (IR)

Visible

Ultraviolet (UV)