

Assessment


1. There are _____ steps to solve the problem.
2. Two main measures for the efficiency of an algorithm are _____

3. Match the following

Arrange the Elements in order	-	Graph problems
N Queen Problem	-	String processing
Convex hull	-	Numerical Problems
Integral Calculus	-	Searching
Graph coloring	-	Combinatorial problem
Find a new string in existing one-	-	Geometric problem
Find the given number	-	Sorting

Fundamentals of the Analysis of Algorithm Efficiency

- Analysis Framework
- Asymptotic Notations and its properties
- Mathematical analysis of Recursive algorithms
- Mathematical analysis of Non - Recursive algorithms



Analysis Framework

- Measuring Input size
- Units for measuring running time
- Orders of growth
- worst-case, best-case, average-case

Analysis Framework

Analyzing the efficiency of algorithm

Time efficiency (fast) & Space efficiency (extra space)

- **Measuring an inputs size**

- Algorithm efficiency (function input size n)- (Ex:searching)
- $N \times N$ matrix multiplication $\rightarrow n$ (matrix order) , number of elements in matrix
- Input size – algorithm's operation.
- ***Example:*** spell-checking algorithm (characters, word)
- Some application – size (no. of bits in the n 's binary representation)

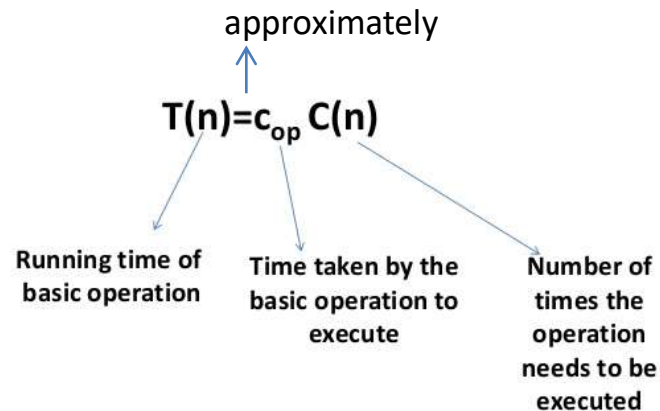
$$b = \log_2 n + 1$$

Analysis Framework

- **Units for measuring running time**

- Units (seconds, milliseconds,...) → drawbacks → speed of computer, compiler– machine code, ...
- Units – count of basic operation executed
- Ex: sorting – basic operation (key comparison) – n (input size)

Measuring Running Time



Analysis Framework - Units for measuring running time

```
function addUpTo(n) {  
  return n * (n + 1) / 2;  
}
```

1 multiplication

1 addition

1 division

3 simple operations, regardless of the size of n

This function will take 3 simple operations, regardless of the size of n . If we compare to the below function, we have a loop and it depends on the value of n .

```
function addUpTo(n) {  
  let total = 0;  
  for (let i = 1; i <= n; i++) {  
    total += i;  
  }  
  return total;  
}
```

1 assignment

n additions

1 assignment

n additions and
 n assignments

n assignments

n comparisons

Analysis Framework

- Units for measuring running time

Example:

```
for (i=0; i<n; i++)
{
    if (a[i]==k)
    {
        printf("\n Element found %d at position %d", a[i], i+1);
        exit(0);
    }
}
```

```
for (i = 0; i < n; ++i)
{
    for (j = i + 1; j < n; ++j)
    {
        if (number[i] > number[j])
        {
            a = number[i];
            number[i] = number[j];
            number[j] = a;
        }
    }
}
```

Analysis Framework

- Orders of growth

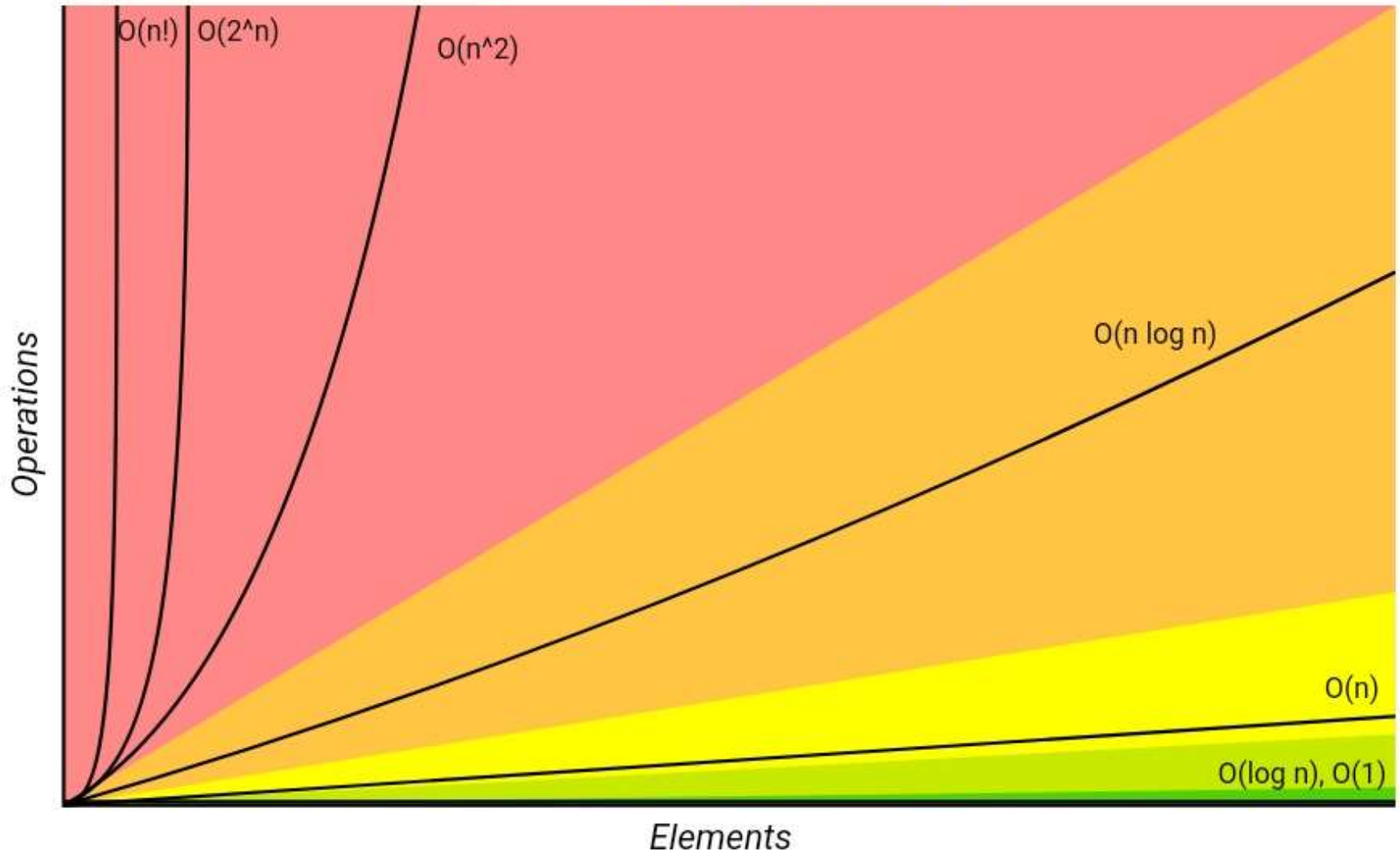
- Predicting the change in time and space of algorithm taken depending on the input size n
- Measuring the performance of algorithm with respect to input size

TABLE 2.1 Values (some approximate) of several functions important for analysis of algorithms

n	$\log_2 n$	n	$n \log_2 n$	n^2	n^3	2^n	$n!$
10	3.3	10^1	$3.3 \cdot 10^1$	10^2	10^3	10^3	$3.6 \cdot 10^6$
10^2	6.6	10^2	$6.6 \cdot 10^2$	10^4	10^6	$1.3 \cdot 10^{30}$	$9.3 \cdot 10^{157}$
10^3	10	10^3	$1.0 \cdot 10^4$	10^6	10^9		
10^4	13	10^4	$1.3 \cdot 10^5$	10^8	10^{12}		
10^5	17	10^5	$1.7 \cdot 10^6$	10^{10}	10^{15}		
10^6	20	10^6	$2.0 \cdot 10^7$	10^{12}	10^{18}		

Big-O Complexity Chart

Horrible Bad Fair Good Excellent



Analysis Framework

- Worst-case, Best-case and Average-case efficiencies

```
ALGORITHM SequentialSearch( $A[0..n-1], K$ )  
  //Searches for a given value in a given array by sequential search  
  //Input: An array  $A[0..n-1]$  and a search key  $K$   
  //Output: The index of the first element in  $A$  that matches  $K$   
  //          or  $-1$  if there are no matching elements  
   $i \leftarrow 0$   
  while  $i < n$  and  $A[i] \neq K$  do  
     $i \leftarrow i + 1$   
  if  $i < n$  return  $i$   
  else return  $-1$ .
```

- **Worst-case** - $C_{\text{worst}}(n)=n$
- **Best-case** - $C_{\text{best}}(n)=1$
- **Average-case** - average no of steps

Analysis Framework

- Worst-case, Best-case and Average-case efficiencies

92	87	53	10	15	23	67
0	1	2	3	4	5	6

Linear Search Example

Amortized efficiency